

Jüriöö KV 2026 - Stage 1 - 2026-04-18



Jüriöö karikavõistlus 2026

- KL Tallinna malev -

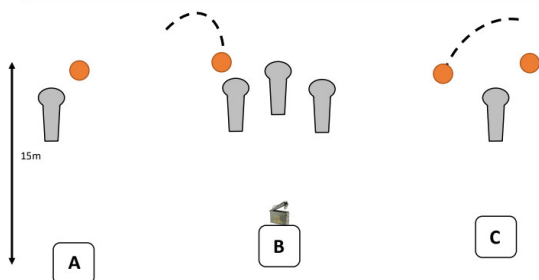


KAITSELIIT

Laskeharjutus 1

JAHILASKETIIR

Relva tüüp	SILERAUDNE PÜSS
Sihtmärgid	5 metallmärki, 4 purunevat savimärki
Laskude arv	9
Maksimum punktid	55
Start	Helisignaali
Karistused	Vastavalt praktilikal-haskmise reegliraamatule.
Valmisoleku asend	Seistes laskealas A , 7 padrungi laetud ja kaitseriivistatud sileraudne püss käes.
Protseduur	Peale stardisignaali lase laskealast A üks metallmärk ja üks staatiline purunev savimärk, laskealast B kolm metallmärki ja üks lendav purunev savimärk, laskealast C üks metallmärk, üks staatiline ja üks purunev savimärk. Metallmärgid peavad kukkuma. Purunevast savimärgist peab kiid eemalduma. Lendavad savimärgid aktiveeruvad peale laskealas B ja C tehtavat lasku. Mõlemad savimärgid tuleb lasta õhus, jäädes eelnevalt näidatud ohutusse suunda. Varupadrunid alas B asuvas padrunitsingis. Lendavad purunevad savimärgid on „ärakaduvad“, ehk möödalaskmise korral miinuspunkte ei kaasne. Lendava savimärgi tabamuse väärtus on 10 punkti.
Ohutusnurgad	Parem-vasaku ohutu suund punavalgete koonuste vahel, üles 90°.



Stage Results - Open

Place	Name	No.	Class	Div	PF	Points	Pen	Time	Hit Factor	Stage Pts	Stage %
1	Abel, Kalvi	78	AK	O	Min	55	0	24.99	2.2009	55.0000	100.00%
2	Ivanõtsev, Sergei	35	AK	O	Min	55	0	27.03	2.0348	50.8492	92.45%
3	Kirsipuu, Sven	77	AK	O	Min	45	0	23.28	1.9330	48.3052	87.83%
4	Kalf, Andres	79	AK	O	Min	55	0	32.30	1.7028	42.5526	77.37%
5	Maalma, Tõnu	34	AK	O	Min	55	0	34.29	1.6040	40.0836	72.88%
6	Raukas, Fred	59	AK	O	Min	55	0	38.53	1.4275	35.6729	64.86%
7	Rooni, Üleri	50	AK	O	Min	55	0	57.53	0.9560	23.8902	43.44%
8	Vider, Heiki	21	AK	O	Min	30	10	29.93	0.6682	16.6982	30.36%
9	Kibena, Tõnu	48	AK	O	Min	40	10	54.97	0.5458	13.6394	24.80%

Stage Results - Semi Auto Open

Place	Name	No.	Class	Div	PF	Points	Pen	Time	Hit Factor	Stage Pts	Stage %
1	Toodu, Hannes	9	TA	SAO	Min	55	0	22.81	2.4112	55.0000	100.00%
2	Orgma, Marko	5	TA	SAO	Min	55	0	29.77	1.8475	42.1419	76.62%
3	Raadik, Taavi	8	TA	SAO	Min	55	0	38.36	1.4338	32.7053	59.46%
4	Anniste, Allan	49	TA	SAO	Min	55	0	38.43	1.4312	32.6460	59.36%
5	Riiberk, Aadu	12	TA	SAO	Min	55	0	41.10	1.3382	30.5246	55.50%
6	Otti, Allan	13	TA	SAO	Min	55	0	56.20	0.9786	22.3221	40.59%
7	Rätsepp, Kristjan	7	TA	SAO	Min	45	0	46.90	0.9595	21.8864	39.79%
8	Mäesalu, Meelis	10	TA	SAO	Min	45	0	50.18	0.8968	20.4562	37.19%

Stage Results - Semi Auto Standard

Place	Name	No.	Class	Div	PF	Points	Pen	Time	Hit Factor	Stage Pts	Stage %
1	Roos, Jaanus	24	TS	SAS	Min	55	0	18.75	2.9333	55.0000	100.00%
2	Unt, Meelis	74	TS	SAS	Min	55	0	19.74	2.7862	52.2418	94.99%

3	Paate, Kalev	27	TS	SAS	Min	45	0	18.20	2.4725	46.3599	84.29%
4	Piisang, Martin	81	TS	SAS	Min	55	0	22.40	2.4554	46.0393	83.71%
5	Leinbock, Juss	31	T762	SAS	Min	55	0	22.65	2.4283	45.5311	82.78%
6	Männiste, Jaago	4	TS	SAS	Min	55	0	24.44	2.2504	42.1955	76.72%
7	Vilba, Hannes	82	TS	SAS	Min	55	0	24.57	2.2385	41.9724	76.31%
8	Valge, Arne	26	TS	SAS	Min	55	0	24.78	2.2195	41.6161	75.67%
9	Park, Veiko	19	TS	SAS	Min	55	0	25.77	2.1343	40.0186	72.76%
10	Mitrofanov, Peeter	2	TS	SAS	Min	55	0	26.27	2.0936	39.2554	71.37%
11	Tallermann, Ivar	33	T762	SAS	Min	55	0	27.38	2.0088	37.6654	68.48%
12	Kaljuvee, Kalmer	45	TS	SAS	Min	55	0	27.52	1.9985	37.4723	68.13%
13	Marrandi, Viljo	42	TS	SAS	Min	55	0	28.36	1.9394	36.3642	66.12%
14	Raba, Marko	1	TS	SAS	Min	55	0	28.39	1.9373	36.3248	66.05%
15	Zirk, Rivo	69	TS	SAS	Min	45	0	23.31	1.9305	36.1973	65.81%
16	Rutnik, Rait	28	TS	SAS	Min	45	0	23.69	1.8995	35.6160	64.76%
17	Poltimäe, Rivo	18	TS	SAS	Min	50	10	21.29	1.8788	35.2279	64.05%
18	Botškarjov, Vjatšeslav	66	TS	SAS	Min	55	0	29.57	1.8600	34.8754	63.41%
19	Vahar, Jaan		T762	SAS	Min	55	0	29.80	1.8456	34.6054	62.92%
20	Rajaste, Ranno	90	TS	SAS	Min	55	0	30.27	1.8170	34.0691	61.94%
21	Pikma, Paul	88	TS	SAS	Min	55	0	30.36	1.8116	33.9679	61.76%
22	Leinbock, Tambet	30	T762	SAS	Min	45	0	25.01	1.7993	33.7373	61.34%
23	Tinno, Alari	53	TS	SAS	Min	55	0	30.58	1.7986	33.7241	61.32%
24	Männi, Risto	32	T762	SAS	Min	55	0	31.10	1.7685	33.1598	60.29%
25	Reitsnik, Reimo	72	TS	SAS	Min	55	0	32.19	1.7086	32.0366	58.25%
26	Rea, Andres	39	TS	SAS	Min	55	0	32.99	1.6672	31.2604	56.84%
27	Aarne, Janis	68	T762	SAS	Min	45	0	27.52	1.6352	30.6603	55.75%
28	Rooni, Kaspar	47	TS	SAS	Min	55	0	33.89	1.6229	30.4297	55.33%
29	Palling, Oliver	54	TS	SAS	Min	55	0	33.96	1.6196	30.3678	55.21%
30	Kadarik, Kalle	16	T762	SAS	Min	55	0	34.64	1.5878	29.7716	54.13%
31	Roos, Toomas	25	T762	SAS	Min	55	0	34.82	1.5796	29.6178	53.85%
32	Naumanis, Erki	62	TS	SAS	Min	55	0	35.40	1.5537	29.1322	52.97%
33	Roos, Indrek	23	T762	SAS	Min	55	0	35.59	1.5454	28.9766	52.68%
34	Eesmaa, Allar	73	TS	SAS	Min	45	0	29.70	1.5152	28.4103	51.66%
35	Gussev, Aleksei	70	TS	SAS	Min	55	0	36.85	1.4925	27.9847	50.88%
36	Kala, Jaanus	83	TS	SAS	Min	50	10	27.31	1.4647	27.4634	49.93%
37	Altmäe, Argo	76	TS	SAS	Min	55	0	38.43	1.4312	26.8353	48.79%
38	Tomingas, Kalle	40	TS	SAS	Min	55	0	38.96	1.4117	26.4697	48.13%
39	Raavel, Martti	41	TS	SAS	Min	45	0	31.95	1.4085	26.4097	48.02%
40	Erm, Jaanus	3	TS	SAS	Min	55	0	39.31	1.3991	26.2334	47.70%
41	Laid, Lembitu	52	TS	SAS	Min	55	0	40.09	1.3719	25.7234	46.77%
42	Melles, Mart	17	TS	SAS	Min	55	0	40.41	1.3610	25.5190	46.40%
43	Erk, Raul	86	T762	SAS	Min	45	0	33.11	1.3591	25.4834	46.33%
44	Koppelmann, Edik	58	TS	SAS	Min	55	0	40.52	1.3574	25.4515	46.28%
45	Kalvik, Vallo	14	TS	SAS	Min	55	0	40.55	1.3564	25.4328	46.24%
46	Veeroja, Meelis	44	TS	SAS	Min	55	0	41.40	1.3285	24.9097	45.29%
47	Russi, Matis	63	TS	SAS	Min	45	0	33.88	1.3282	24.9040	45.28%
48	Müürsepp, Aimar	64	TS	SAS	Min	55	0	41.83	1.3148	24.6528	44.82%
49	Pops, Janno	51	TS	SAS	Min	55	0	41.93	1.3117	24.5947	44.72%
50	Russi, Raimond	71	TS	SAS	Min	55	0	43.31	1.2699	23.8109	43.29%
51	Mäll, Süüne	29	TS	SAS	Min	45	0	36.17	1.2441	23.3271	42.41%
52	Peterson, Kati Eliisabeth	57	TS	SAS	Min	55	0	44.74	1.2293	23.0496	41.91%
53	Virunurm, Veiko	20	T762	SAS	Min	45	0	37.00	1.2162	22.8040	41.46%
54	Kröönström, Katre	55	TS	SAS	Min	55	0	46.09	1.1933	22.3746	40.68%
55	Kägo, Egon	67	TS	SAS	Min	55	0	46.55	1.1815	22.1534	40.28%
56	Sikk, Roland	65	TS	SAS	Min	45	0	38.14	1.1799	22.1234	40.22%
57	Nahk, Anne Mai	56	TS	SAS	Min	55	0	48.04	1.1449	21.4671	39.03%
58	Nugis, Lembit	36	TS	SAS	Min	55	0	48.08	1.1439	21.4484	39.00%
59	Lehtmets, Priit	87	TS	SAS	Min	55	0	48.42	1.1359	21.2984	38.72%


60	Lehtpuu, Meelis	38	TS	SAS	Min	50	10	38.19	1.0474	19.6390	35.71%
61	Vaher, Urmas	46	TS	SAS	Min	55	0	56.49	0.9736	18.2552	33.19%
62	Aus, Rainer	61	TS	SAS	Min	35	0	40.36	0.8672	16.2602	29.56%
63	Wolff, Marius	84	TS	SAS	Min	45	0	52.16	0.8627	16.1758	29.41%
64	Piipuu, Ardo	89	TS	SAS	Min	45	0	53.54	0.8405	15.7596	28.65%
65	Heiste, Heldur	15	T762	SAS	Min	40	10	36.28	0.8269	15.5046	28.19%
66	Kuuskmäe, Tiit	43	TS	SAS	Min	40	10	37.56	0.7987	14.9758	27.23%
67	Pölluste, Hando	80	TS	SAS	Min	45	0	63.77	0.7057	13.2320	24.06%
68	Ahveldt, Triin	60	TS	SAS	Min	35	0	50.90	0.6876	12.8926	23.44%
69	Merivald, Kardo	85	TS	SAS	Min	45	20	40.84	0.6121	11.4770	20.87%

Stage Results - Standard

Place	Name	No.	Class	Div	PF	Points	Pen	Time	Hit Factor	Stage Pts	Stage %
1	Eelmets, Mikk	22	SK	S	Min	50	10	22.51	1.7770	55.0000	100.00%

Generated by PractiScore 2.3.7+309 iPhone 26.4.1 at Apr 19, 2026 20:13


Jüriöö KV 2026 - Stage 2 - 2026-04-18



**Jüriöö karikavõistlus
2026**
- KL Tallinna malev -

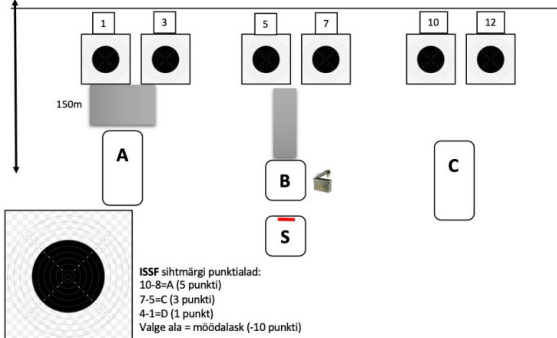
Laskeharjutus 2

200m- AUTOMAAT



Reiva tüüp Automaat
Sihhtmärgid 6 ISSF märki (elektroniline)
Laskude arv 12
Maksimum punktid 60
Start Helisignaali
Karistused Vastavalt praktilaskmise reegliraamatule.
Valmisoleku asend Istudes alas S. Automaat käes, laetud, padrunipesa tühi.
Protseduur Peale stardisignaali lase märgid nagu need nähtavaks saavad. ISSF märgist loetakse 2 parimat tabamust. **Reiva laadimine jõudes alasse A, B või C.**
 Harjutuse läbimise piiraeq on **120 sekundit**. Peale seda aega laskur peatatakse ja punktid sisestatakse vastavalt lastud tulemusele. Igast laskmata jäänud sihtmärgist arvestatakse moodsad vastavalt märgile määratud tabamuste arvule ja 1 protseduuriline karistus. Kõik kasutatavad salved laetud 20 padruniga. Lisasalved laskemoonatsingis määratud koghas

Ohutusnurgad Ohutusnurgad 180° liiguvad laskuriga kaasa.



ISSF sihtmärgi punktiavad:
 10-8-A (5 punkti)
 7-5-C (3 punkti)
 4-1-D (1 punkti)
 Valge ala = moodsalask (-10 punkti)

Stage Results - Open

Place	Name	No.	Class	Div	PF	Points	Pen	Time	Hit Factor	Stage Pts	Stage %
1	Abel, Kalvi	78	AK	O	Min	60	0	52.62	1.1403	60.0000	100.00%
2	Kirsipuu, Sven	77	AK	O	Min	50	0	53.97	0.9264	48.7451	81.24%
3	Ivanõtsev, Sergei	35	AK	O	Min	48	0	51.96	0.9238	48.6083	81.01%
4	Vider, Heiki	21	AK	O	Min	40	0	64.59	0.6193	32.5862	54.31%
5	Kibena, Tõnu	48	AK	O	Min	48	0	89.35	0.5372	28.2662	47.11%
6	Kalf, Andres	79	AK	O	Min	50	0	96.26	0.5194	27.3297	45.55%
7	Maalma, Tõnu	34	AK	O	Min	44	0	85.31	0.5158	27.1402	45.23%
8	Raukas, Fred	59	AK	O	Min	34	0	66.63	0.5103	26.8508	44.75%
9	Rooni, Ülari	50	AK	O	Min	52	0	101.97	0.5100	26.8350	44.73%

Stage Results - Semi Auto Open

Place	Name	No.	Class	Div	PF	Points	Pen	Time	Hit Factor	Stage Pts	Stage %
1	Orgma, Marko	5	TA	SAO	Min	54	0	50.23	1.0751	60.0000	100.00%
2	Raadik, Taavi	8	TA	SAO	Min	56	0	62.83	0.8913	49.7423	82.90%
3	Toodu, Hannes	9	TA	SAO	Min	42	0	51.48	0.8159	45.5344	75.89%
4	Rätsepp, Kristijan	7	TA	SAO	Min	46	0	64.95	0.7082	39.5238	65.87%
5	Riiberk, Aadu	12	TA	SAO	Min	36	0	67.28	0.5351	29.8633	49.77%
6	Anniste, Allan	49	TA	SAO	Min	42	0	80.52	0.5216	29.1099	48.52%
7	Otti, Allan	13	TA	SAO	Min	25	30	51.50	0.0000	0.0000	0.00%
8	Mäesalu, Meelis	10	TA	SAO	Min	14	40	77.53	0.0000	0.0000	0.00%

Stage Results - Semi Auto Standard

Place	Name	No.	Class	Div	PF	Points	Pen	Time	Hit Factor	Stage Pts	Stage %
1	Unt, Meelis	74	TS	SAS	Min	46	0	50.90	0.9037	60.0000	100.00%
2	Leinbock, Juss	31	T762	SAS	Min	50	0	58.75	0.8511	56.5077	94.18%
3	Paate, Kalev	27	TS	SAS	Min	44	0	55.09	0.7987	53.0287	88.38%

4	Vilba, Hannes	82	TS	SAS	Min	44	0	55.25	0.7964	52.8760	88.13%
5	Rutnik, Rait	28	TS	SAS	Min	52	0	65.94	0.7886	52.3581	87.26%
6	Eesmaa, Allar	73	TS	SAS	Min	46	0	63.46	0.7249	48.1288	80.21%
7	Poltimäe, Rivo	18	TS	SAS	Min	48	0	66.66	0.7201	47.8101	79.68%
8	Roos, Jaanus	24	TS	SAS	Min	42	0	58.47	0.7183	47.6906	79.48%
9	Mitrofanov, Peeter	2	TS	SAS	Min	48	0	69.52	0.6904	45.8382	76.40%
10	Aarne, Janis	68	T762	SAS	Min	48	0	71.64	0.6700	44.4838	74.14%
11	Männiste, Jaago	4	TS	SAS	Min	46	0	69.25	0.6643	44.1053	73.51%
12	Park, Veiko	19	TS	SAS	Min	46	0	71.50	0.6434	42.7177	71.20%
13	Zirk, Rivo	69	TS	SAS	Min	44	0	70.84	0.6211	41.2371	68.73%
14	Tallermann, Ivar	33	T762	SAS	Min	34	0	59.03	0.5760	38.2428	63.74%
15	Lehtpuu, Meelis	38	TS	SAS	Min	44	0	80.06	0.5496	36.4900	60.82%
16	Raba, Marko	1	TS	SAS	Min	40	0	73.17	0.5467	36.2974	60.50%
17	Erm, Jaanus	3	TS	SAS	Min	38	0	70.03	0.5426	36.0252	60.04%
18	Valge, Arne	26	TS	SAS	Min	30	0	56.34	0.5325	35.3547	58.92%
19	Kala, Jaanus	83	TS	SAS	Min	38	0	72.12	0.5269	34.9828	58.30%
20	Botškarjov, Vjatšeslav	66	TS	SAS	Min	38	0	74.32	0.5113	33.9471	56.58%
21	Roos, Indrek	23	T762	SAS	Min	44	0	89.46	0.4918	32.6524	54.42%
22	Virunurm, Veiko	20	T762	SAS	Min	40	0	86.11	0.4645	30.8399	51.40%
23	Tomingas, Kalle	40	TS	SAS	Min	42	0	91.06	0.4612	30.6208	51.03%
24	Merivald, Kardo	85	TS	SAS	Min	38	0	84.16	0.4515	29.9768	49.96%
25	Rea, Andres	39	TS	SAS	Min	34	0	77.06	0.4412	29.2929	48.82%
26	Piipuu, Ardo	89	TS	SAS	Min	44	0	101.76	0.4324	28.7086	47.85%
27	Piisang, Martin	81	TS	SAS	Min	26	0	61.22	0.4247	28.1974	47.00%
28	Vahar, Jaan		T762	SAS	Min	38	0	90.41	0.4203	27.9053	46.51%
29	Wolff, Marius	84	TS	SAS	Min	38	0	99.93	0.3803	25.2495	42.08%
30	Russi, Matis	63	TS	SAS	Min	34	0	94.44	0.3600	23.9017	39.84%
31	Marrandi, Viljo	42	TS	SAS	Min	35	10	69.94	0.3574	23.7291	39.55%
32	Altmäe, Argo	76	TS	SAS	Min	28	0	79.35	0.3529	23.4303	39.05%
33	Raavel, Martti	41	TS	SAS	Min	24	0	69.38	0.3459	22.9656	38.28%
34	Roos, Toomas	25	T762	SAS	Min	29	10	57.35	0.3313	21.9962	36.66%
35	Koppelmann, Edik	58	TS	SAS	Min	27	10	52.94	0.3211	21.3190	35.53%
36	Kuuskmäe, Tiit	43	TS	SAS	Min	37	10	85.89	0.3144	20.8742	34.79%
37	Aus, Rainer	61	TS	SAS	Min	29	10	71.00	0.2676	17.7670	29.61%
38	Pops, Janno	51	TS	SAS	Min	28	0	116.22	0.2409	15.9942	26.66%
39	Nahk, Anne Mai	56	TS	SAS	Min	33	10	96.77	0.2377	15.7818	26.30%
40	Kalvik, Vallo	14	TS	SAS	Min	37	10	113.58	0.2377	15.7818	26.30%
41	Ahveldt, Triin	60	TS	SAS	Min	26	0	120.00	0.2167	14.3875	23.98%
42	Reitsnik, Reimo	72	TS	SAS	Min	35	10	118.08	0.2117	14.0555	23.43%
43	Erk, Raul	86	T762	SAS	Min	25	10	76.96	0.1949	12.9401	21.57%
44	Sikk, Roland	65	TS	SAS	Min	29	10	101.86	0.1865	12.3824	20.64%
45	Pikma, Paul	88	TS	SAS	Min	23	10	70.01	0.1857	12.3293	20.55%
46	Leinbock, Tambet	30	T762	SAS	Min	19	10	51.65	0.1742	11.5658	19.28%
47	Kägo, Egon	67	TS	SAS	Min	25	10	88.20	0.1701	11.2936	18.82%
48	Peterson, Kati Elisabeth	57	TS	SAS	Min	29	10	116.89	0.1625	10.7890	17.98%
49	Heiste, Heldur	15	T762	SAS	Min	21	10	69.90	0.1574	10.4504	17.42%
50	Veeroja, Meelis	44	TS	SAS	Min	23	10	85.74	0.1516	10.0653	16.78%
51	Nugis, Lembit	36	TS	SAS	Min	23	10	93.53	0.1390	9.2287	15.38%
52	Pölluste, Hando	80	TS	SAS	Min	30	20	115.97	0.0862	5.7231	9.54%
53	Tinno, Alari	53	TS	SAS	Min	19	10	116.78	0.0771	5.1190	8.53%
54	Palling, Oliver	54	TS	SAS	Min	31	30	58.26	0.0172	1.1420	1.90%
55	Naumanis, Erki	62	TS	SAS	Min	23	30	67.04	0.0000	0.0000	0.00%
56	Gussev, Aleksei	70	TS	SAS	Min	3	90	72.64	0.0000	0.0000	0.00%
57	Männi, Risto	32	T762	SAS	Min	12	40	83.59	0.0000	0.0000	0.00%
58	Kaljuvee, Kalmer	45	TS	SAS	Min	18	20	84.57	0.0000	0.0000	0.00%
59	Mürsepp, Aimar	64	TS	SAS	Min	25	30	85.33	0.0000	0.0000	0.00%
60	Kröönström, Katre	55	TS	SAS	Min	19	30	86.85	0.0000	0.0000	0.00%
61	Rajaste, Ranno	90	TS	SAS	Min	19	30	86.95	0.0000	0.0000	0.00%

62	Mäll, Süüne	29	TS	SAS	Min	29	30	87.51	0.0000	0.0000	0.00%
63	Kadarik, Kalle	16	T762	SAS	Min	27	30	90.48	0.0000	0.0000	0.00%
64	Melles, Mart	17	TS	SAS	Min	18	40	98.56	0.0000	0.0000	0.00%
65	Russi, Raimond	71	TS	SAS	Min	2	100	101.23	0.0000	0.0000	0.00%
66	Rooni, Kaspar	47	TS	SAS	Min	3	90	101.42	0.0000	0.0000	0.00%
67	Laid, Lembitu	52	TS	SAS	Min	20	40	112.17	0.0000	0.0000	0.00%
68	Lehtmets, Priit	87	TS	SAS	Min	16	80	120.00	0.0000	0.0000	0.00%
69	Vaher, Urmas	46	TS	SAS	Min	6	80	120.00	0.0000	0.0000	0.00%

Stage Results - Standard

Place	Name	No.	Class	Div	PF	Points	Pen	Time	Hit Factor	Stage Pts	Stage %
1	Eelmets, Mikk	22	SK	S	Min	26	0	51.86	0.5013	60.0000	100.00%

Generated by PractiScore 2.3.7+309 iPhone 26.4.1 at Apr 19, 2026 20:14

Jüriöö KV 2026 - Stage 3 - 2026-04-18

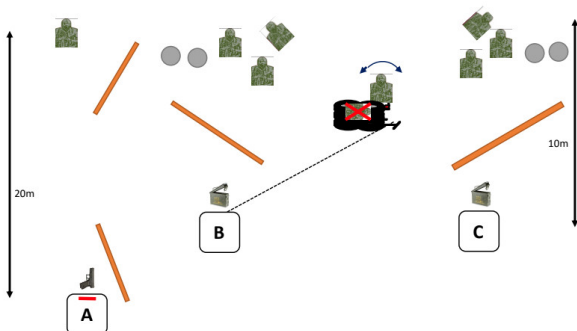


Jüriöö karikavõistlus
2026
- KL Tallinna malev -
Laskeharjutus 3



50M VALL - PÜSTOL

Relva tüüp	PÜSTOL
Sihhtmärgid	4 metallplaati, 8 KV pappmärgi
Laskude arv	20
Maksimum punktid	100
Start	Helisignaali
Karistused	Vastavalt praktilisk-laskmise reegliraamatule.
Valmisoleku asend	Seistes laskealas A. Püstol laual, salv kinni, padrunipesa tühi.
Protseduur	Peale startisignaali lase laskealadest A, B ja C alale vastava märgigrupi märgid vabalt valitud järjekorras. Pappmärgist loetakse 2 parimat tabamust. Metallmärgid peavad kukkuma. Aktivaator aktiveerib swingeri, mis jääb liikumise lõpus nähtavaks. Kõik kasutatavad püstolisalved laetud maksimaalselt 15 padrunita. Varusalved laskemoonatsinkides.
Ohutusnurgad	Ohutusnurgad 180° liiguvad laskuriga kaasa.



Stage Results - Open

Place	Name	No.	Class	Div	PF	Points	Pen	Time	Hit Factor	Stage Pts	Stage %
1	Ivanõtsev, Sergei	35	AK	O	Min	84	0	23.10	3.6364	100.0000	100.00%
2	Abel, Kalvi	78	AK	O	Min	96	0	35.79	2.6823	73.7625	73.76%
3	Raukas, Fred	59	AK	O	Min	96	0	37.30	2.5737	70.7760	70.78%
4	Kalf, Andres	79	AK	O	Min	84	0	36.08	2.3282	64.0249	64.02%
5	Kirsipuu, Sven	77	AK	O	Min	78	0	34.97	2.2305	61.3381	61.34%
6	Kibena, Tõnu	48	AK	O	Min	92	10	38.20	2.1466	59.0309	59.03%
7	Vider, Heiki	21	AK	O	Min	95	10	39.85	2.1330	58.6569	58.66%
8	Maalma, Tõnu	34	AK	O	Min	86	0	44.35	1.9391	53.3247	53.32%
9	Rooni, Ülari	50	AK	O	Min	92	0	75.67	1.2158	33.4342	33.43%

Stage Results - Semi Auto Open

Place	Name	No.	Class	Div	PF	Points	Pen	Time	Hit Factor	Stage Pts	Stage %
1	Toodu, Hannes	9	TA	SAO	Min	88	0	31.28	2.8133	100.0000	100.00%
2	Orgma, Marko	5	TA	SAO	Min	88	0	33.65	2.6152	92.9584	92.96%
3	Raadik, Taavi	8	TA	SAO	Min	82	0	34.47	2.3789	84.5591	84.56%
4	Otti, Allan	13	TA	SAO	Min	86	0	36.95	2.3275	82.7320	82.73%
5	Anniste, Allan	49	TA	SAO	Min	88	0	42.04	2.0932	74.4037	74.40%
6	Riiberk, Aadu	12	TA	SAO	Min	81	30	34.26	1.4886	52.9129	52.91%
7	Rätsepp, Kristjan	7	TA	SAO	Min	54	20	34.22	0.9936	35.3180	35.32%
8	Mäesalu, Meelis	10	TA	SAO	Min	66	20	59.44	0.7739	27.5086	27.51%

Stage Results - Semi Auto Standard

Place	Name	No.	Class	Div	PF	Points	Pen	Time	Hit Factor	Stage Pts	Stage %
1	Unt, Meelis	74	TS	SAS	Min	90	0	20.12	4.4732	100.0000	100.00%
2	Männiste, Jaago	4	TS	SAS	Min	94	0	21.38	4.3966	98.2876	98.29%
3	Marrandi, Viljo	42	TS	SAS	Min	96	0	23.14	4.1487	92.7457	92.75%

4	Roos, Jaanus	24	TS	SAS	Min	96	0	24.72	3.8835	86.8170	86.82%
5	Valge, Arne	26	TS	SAS	Min	96	0	26.26	3.6558	81.7267	81.73%
6	Eesmaa, Allar	73	TS	SAS	Min	94	0	26.99	3.4828	77.8593	77.86%
7	Piisang, Martin	81	TS	SAS	Min	92	0	26.88	3.4226	76.5135	76.51%
8	Koppelmann, Edik	58	TS	SAS	Min	94	0	27.51	3.4169	76.3860	76.39%
9	Paate, Kalev	27	TS	SAS	Min	86	0	25.31	3.3979	75.9613	75.96%
10	Park, Veiko	19	TS	SAS	Min	86	0	26.95	3.1911	71.3382	71.34%
11	Kägo, Egon	67	TS	SAS	Min	90	0	28.66	3.1403	70.2025	70.20%
12	Kala, Jaanus	83	TS	SAS	Min	84	0	27.95	3.0054	67.1868	67.19%
13	Erk, Raul	86	T762	SAS	Min	100	0	33.73	2.9647	66.2769	66.28%
14	Mitrofanov, Peeter	2	TS	SAS	Min	88	0	30.04	2.9294	65.4878	65.49%
15	Männi, Risto	32	T762	SAS	Min	78	0	26.89	2.9007	64.8462	64.85%
16	Vilba, Hannes	82	TS	SAS	Min	85	10	26.26	2.8561	63.8491	63.85%
17	Leinbock, Juss	31	T762	SAS	Min	90	0	31.85	2.8257	63.1695	63.17%
18	Altmäe, Argo	76	TS	SAS	Min	84	0	31.18	2.6940	60.2253	60.23%
19	Raba, Marko	1	TS	SAS	Min	90	0	33.75	2.6667	59.6150	59.62%
20	Kaljuvee, Kalmer	45	TS	SAS	Min	86	0	33.12	2.5966	58.0479	58.05%
21	Poltimäe, Rivo	18	TS	SAS	Min	88	0	35.99	2.4451	54.6611	54.66%
22	Rajaste, Ranno	90	TS	SAS	Min	96	0	40.09	2.3946	53.5321	53.53%
23	Roos, Toomas	25	T762	SAS	Min	92	0	39.46	2.3315	52.1215	52.12%
24	Merivald, Kardo	85	TS	SAS	Min	92	10	36.69	2.2349	49.9620	49.96%
25	Lehtmets, Priit	87	TS	SAS	Min	94	0	42.31	2.2217	49.6669	49.67%
26	Tinno, Alari	53	TS	SAS	Min	82	0	37.10	2.2102	49.4098	49.41%
27	Aus, Rainer	61	TS	SAS	Min	94	0	42.76	2.1983	49.1438	49.14%
28	Naumanis, Erki	62	TS	SAS	Min	94	0	45.05	2.0866	46.6467	46.65%
29	Roos, Indrek	23	T762	SAS	Min	86	0	41.75	2.0599	46.0498	46.05%
30	Rutnik, Rait	28	TS	SAS	Min	71	10	30.12	2.0252	45.2741	45.27%
31	Raavel, Martti	41	TS	SAS	Min	83	10	36.23	2.0149	45.0438	45.04%
32	Vaher, Urmas	46	TS	SAS	Min	86	0	42.95	2.0023	44.7621	44.76%
33	Virunurm, Veiko	20	T762	SAS	Min	94	0	47.57	1.9760	44.1742	44.17%
34	Sikk, Roland	65	TS	SAS	Min	73	10	32.04	1.9663	43.9573	43.96%
35	Veeroja, Meelis	44	TS	SAS	Min	83	10	37.19	1.9629	43.8813	43.88%
36	Tomingas, Kalle	40	TS	SAS	Min	88	0	45.06	1.9530	43.6600	43.66%
37	Erm, Jaanus	3	TS	SAS	Min	90	0	47.40	1.8987	42.4461	42.45%
38	Tallermann, Ivar	33	T762	SAS	Min	88	0	47.00	1.8723	41.8559	41.86%
39	Ahveldt, Triin	60	TS	SAS	Min	88	0	48.57	1.8118	40.5034	40.50%
40	Kadarik, Kalle	16	T762	SAS	Min	92	0	51.11	1.8000	40.2396	40.24%
41	Reitsnik, Reimo	72	TS	SAS	Min	84	0	47.16	1.7812	39.8194	39.82%
42	Nahk, Anne Mai	56	TS	SAS	Min	98	0	55.23	1.7744	39.6674	39.67%
43	Leinbock, Tambet	30	T762	SAS	Min	72	0	40.61	1.7730	39.6361	39.64%
44	Nugis, Lembit	36	TS	SAS	Min	83	10	41.42	1.7624	39.3991	39.40%
45	Laid, Lembitu	52	TS	SAS	Min	86	0	53.66	1.6027	35.8289	35.83%
46	Kuuskmäe, Tiit	43	TS	SAS	Min	93	10	53.91	1.5396	34.4183	34.42%
47	Pölluste, Hando	80	TS	SAS	Min	74	0	49.12	1.5065	33.6784	33.68%
48	Zirk, Rivo	69	TS	SAS	Min	72	0	49.38	1.4581	32.5964	32.60%
49	Palling, Oliver	54	TS	SAS	Min	81	10	48.97	1.4499	32.4130	32.41%
50	Rooni, Kaspar	47	TS	SAS	Min	66	0	45.61	1.4471	32.3504	32.35%
51	Aarne, Janis	68	T762	SAS	Min	86	40	31.84	1.4447	32.2968	32.30%
52	Russi, Matis	63	TS	SAS	Min	100	0	71.22	1.4041	31.3892	31.39%
53	Vahar, Jaan		T762	SAS	Min	88	0	62.73	1.4028	31.3601	31.36%
54	Müürsepp, Aimar	64	TS	SAS	Min	76	0	56.13	1.3540	30.2692	30.27%
55	Botškarjov, Vjatšeslav	66	TS	SAS	Min	65	30	30.46	1.1490	25.6863	25.69%
56	Gussev, Aleksei	70	TS	SAS	Min	77	10	60.17	1.1135	24.8927	24.89%
57	Peterson, Kati Elisabeth	57	TS	SAS	Min	85	10	68.58	1.0936	24.4478	24.45%
58	Kalvik, Vallo	14	TS	SAS	Min	87	20	64.73	1.0351	23.1400	23.14%
59	Rea, Andres	39	TS	SAS	Min	74	20	52.57	1.0272	22.9634	22.96%
60	Lehtpuu, Meelis	38	TS	SAS	Min	64	20	44.83	0.9815	21.9418	21.94%
61	Pikma, Paul	88	TS	SAS	Min	73	30	45.28	0.9496	21.2287	21.23%

62	Pops, Janno	51	TS	SAS	Min	72	20	55.87	0.9307	20.8061	20.81%
63	Mäll, Süüne	29	TS	SAS	Min	60	20	44.03	0.9085	20.3098	20.31%
64	Piipuu, Ardo	89	TS	SAS	Min	66	20	50.74	0.9066	20.2674	20.27%
65	Russi, Raimond	71	TS	SAS	Min	80	0	111.11	0.7200	16.0959	16.10%
66	Heiste, Heldur	15	T762	SAS	Min	52	60	34.86	0.0000	0.0000	0.00%
67	Melles, Mart	17	TS	SAS	Min	32	60	55.52	0.0000	0.0000	0.00%
68	Wolff, Marius	84	TS	SAS	Min	56	60	75.73	0.0000	0.0000	0.00%
69	Kröönström, Katre	55	TS	SAS	Min	25	80	95.20	0.0000	0.0000	0.00%

Stage Results - Standard

Place	Name	No.	Class	Div	PF	Points	Pen	Time	Hit Factor	Stage Pts	Stage %
1	Eelmets, Mikk	22	SK	S	Min	88	0	22.73	3.8715	100.0000	100.00%

Generated by PractiScore 2.3.7+309 iPhone 26.4.1 at Apr 19, 2026 20:14

Jüriöö KV 2026 - Stage 4 - 2026-04-18



KAITSELIIT

Jüriöö karikavõistlus 2026

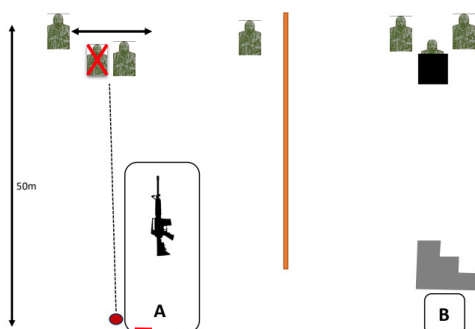
- KL Tallinna malev -



Laskeharjutus 4

50 JOOKSEV - AUTOMAAT

Relva tüüp	AUTOMAAT
Sihtmärgid	7 KV pappmärki
Laskude arv	21 (Rajal tohib teha kokku 21 lasku)
Maksimum punktid	105
Start	Helisignaali
Karistused	Vastavalt praktil-laskmise reegliraamatule.
Valmisoleku asend	Seistes alas A. Automaat laetud, padrunipesa tühi määratud kohas.
Protseduur	Peale startisignaali lase märgid vabalt valitud järjekorras. Enne viimast lasku on kohustuslik aktiveerida liikuv märk, mis ei jää liikumise lõpus nähtavaks. Liikuva märgi tabamuste eest saab topelt punktid (A=10p, C=6p ja D=2p). Pappmärkidest loetakse 3 parimat tabamust. Iga lask üle 21-e lasu on 1 protseduur!
Ohutusnurgad	Ohutusnurgad märgitud lippudega.



Stage Results - Open

Place	Name	No.	Class	Div	PF	Points	Pen	Time	Hit Factor	Stage Pts	Stage %
1	Abel, Kalvi	78	AK	O	Min	104	0	24.90	4.1767	120.0000	100.00%
2	Kirsipuu, Sven	77	AK	O	Min	96	0	26.14	3.6725	105.5139	87.93%
3	Ivanõitsev, Sergei	35	AK	O	Min	96	0	34.68	2.7682	79.5326	66.28%
4	Raukas, Fred	59	AK	O	Min	76	0	31.87	2.3847	68.5144	57.10%
5	Kibena, Tõnu	48	AK	O	Min	84	0	37.55	2.2370	64.2708	53.56%
6	Kalf, Andres	79	AK	O	Min	95	10	51.58	1.6479	47.3455	39.45%
7	Vider, Heiki	21	AK	O	Min	54	0	33.29	1.6221	46.6043	38.84%
8	Rooni, Ülari	50	AK	O	Min	75	10	45.43	1.4308	41.1081	34.26%
9	Maalma, Tõnu	34	AK	O	Min	94	0	68.97	1.3629	39.1572	32.63%

Stage Results - Semi Auto Open

Place	Name	No.	Class	Div	PF	Points	Pen	Time	Hit Factor	Stage Pts	Stage %
1	Toodu, Hannes	9	TA	SAO	Min	96	0	33.91	2.8310	120.0000	100.00%
2	Otti, Allan	13	TA	SAO	Min	58	0	26.88	2.1577	91.4603	76.22%
3	Raadik, Taavi	8	TA	SAO	Min	76	0	36.11	2.1047	89.2137	74.34%
4	Orgma, Marko	5	TA	SAO	Min	81	20	30.11	2.0259	85.8735	71.56%
5	Rätsepp, Kristjan	7	TA	SAO	Min	76	0	37.95	2.0026	84.8859	70.74%
6	Anniste, Allan	49	TA	SAO	Min	82	0	44.27	1.8523	78.5150	65.43%
7	Riiberk, Aadu	12	TA	SAO	Min	70	20	33.30	1.5015	63.6454	53.04%
8	Mäesalu, Meelis	10	TA	SAO	Min	69	40	34.58	0.8386	35.5465	29.62%

Stage Results - Semi Auto Standard

Place	Name	No.	Class	Div	PF	Points	Pen	Time	Hit Factor	Stage Pts	Stage %
1	Valge, Arne	26	TS	SAS	Min	94	0	36.70	2.5613	120.0000	100.00%
2	Poltimäe, Rivo	18	TS	SAS	Min	108	0	43.08	2.5070	117.4560	97.88%
3	Unt, Meelis	74	TS	SAS	Min	86	0	35.66	2.4117	112.9911	94.16%

4	Kala, Jaanus	83	TS	SAS	Min	90	0	39.09	2.3024	107.8702	89.89%
5	Paate, Kalev	27	TS	SAS	Min	74	0	32.56	2.2727	106.4787	88.73%
6	Eesmaa, Allar	73	TS	SAS	Min	92	0	40.53	2.2699	106.3476	88.62%
7	Mitrofanov, Peeter	2	TS	SAS	Min	76	0	33.82	2.2472	105.2840	87.74%
8	Park, Veiko	19	TS	SAS	Min	82	0	36.49	2.2472	105.2840	87.74%
9	Pikma, Paul	88	TS	SAS	Min	88	0	40.06	2.1967	102.9180	85.77%
10	Zirk, Rivo	69	TS	SAS	Min	94	0	43.20	2.1759	101.9435	84.95%
11	Aarne, Janis	68	T762	SAS	Min	85	10	36.39	2.0610	96.5603	80.47%
12	Vilba, Hannes	82	TS	SAS	Min	90	10	38.84	2.0597	96.4994	80.42%
13	Raba, Marko	1	TS	SAS	Min	81	10	34.57	2.0538	96.2230	80.19%
14	Leinbock, Juss	31	T762	SAS	Min	90	0	44.83	2.0076	94.0585	78.38%
15	Rajaste, Ranno	90	TS	SAS	Min	72	0	36.80	1.9565	91.6644	76.39%
16	Koppelmann, Edik	58	TS	SAS	Min	91	10	41.45	1.9542	91.5566	76.30%
17	Roos, Indrek	23	T762	SAS	Min	78	0	40.37	1.9321	90.5212	75.43%
18	Rea, Andres	39	TS	SAS	Min	88	0	46.08	1.9097	89.4718	74.56%
19	Männi, Risto	32	T762	SAS	Min	88	0	46.78	1.8811	88.1318	73.44%
20	Tomingas, Kalle	40	TS	SAS	Min	82	0	43.65	1.8786	88.0147	73.35%
21	Merivald, Kardo	85	TS	SAS	Min	80	0	42.68	1.8744	87.8179	73.18%
22	Roos, Jaanus	24	TS	SAS	Min	78	20	31.35	1.8501	86.6794	72.23%
23	Erm, Jaanus	3	TS	SAS	Min	82	0	44.83	1.8291	85.6955	71.41%
24	Kaljuvee, Kalmer	45	TS	SAS	Min	80	0	44.56	1.7953	84.1120	70.09%
25	Tallermann, Ivar	33	T762	SAS	Min	84	0	47.72	1.7603	82.4722	68.73%
26	Rutnik, Rait	28	TS	SAS	Min	74	0	42.62	1.7363	81.3478	67.79%
27	Leinbock, Tambet	30	T762	SAS	Min	100	0	59.31	1.6861	78.9958	65.83%
28	Reitsnik, Reimo	72	TS	SAS	Min	78	0	48.21	1.6179	75.8006	63.17%
29	Aus, Rainer	61	TS	SAS	Min	72	0	44.57	1.6154	75.6834	63.07%
30	Roos, Toomas	25	T762	SAS	Min	78	0	48.37	1.6126	75.5523	62.96%
31	Virunurm, Veiko	20	T762	SAS	Min	78	0	48.76	1.5997	74.9479	62.46%
32	Sikk, Roland	65	TS	SAS	Min	74	0	49.13	1.5062	70.5673	58.81%
33	Marrandi, Viljo	42	TS	SAS	Min	60	0	42.28	1.4191	66.4865	55.41%
34	Laid, Lembitu	52	TS	SAS	Min	86	0	61.64	1.3952	65.3668	54.47%
35	Raavel, Martti	41	TS	SAS	Min	78	0	56.02	1.3924	65.2356	54.36%
36	Mäll, Süüne	29	TS	SAS	Min	78	0	56.77	1.3740	64.3736	53.64%
37	Russi, Matis	63	TS	SAS	Min	70	0	50.98	1.3731	64.3314	53.61%
38	Lehtpuu, Meelis	38	TS	SAS	Min	52	0	38.92	1.3361	62.5979	52.16%
39	Kägo, Egon	67	TS	SAS	Min	77	20	44.63	1.2772	59.8384	49.87%
40	Heiste, Heldur	15	T762	SAS	Min	65	10	43.81	1.2554	58.8170	49.01%
41	Naumanis, Erki	62	TS	SAS	Min	67	10	45.92	1.2413	58.1564	48.46%
42	Gussev, Aleksei	70	TS	SAS	Min	85	10	61.07	1.2281	57.5380	47.95%
43	Erk, Raul	86	T762	SAS	Min	52	0	43.00	1.2093	56.6572	47.21%
44	Pölluste, Hando	80	TS	SAS	Min	78	0	64.56	1.2082	56.6056	47.17%
45	Müürsepp, Aimar	64	TS	SAS	Min	72	0	61.03	1.1797	55.2704	46.06%
46	Piipuu, Ardo	89	TS	SAS	Min	62	0	53.47	1.1595	54.3240	45.27%
47	Vaher, Urmas	46	TS	SAS	Min	65	10	50.13	1.0971	51.4005	42.83%
48	Altmäe, Argo	76	TS	SAS	Min	76	20	53.04	1.0558	49.4655	41.22%
49	Kröönström, Katre	55	TS	SAS	Min	70	10	57.93	1.0357	48.5238	40.44%
50	Lehtmets, Priit	87	TS	SAS	Min	78	0	77.57	1.0055	47.1089	39.26%
51	Tinno, Alari	53	TS	SAS	Min	68	20	47.74	1.0054	47.1042	39.25%
52	Kalvik, Vallo	14	TS	SAS	Min	70	20	54.06	0.9249	43.3327	36.11%
53	Russi, Raimond	71	TS	SAS	Min	75	10	72.07	0.9019	42.2551	35.21%
54	Piisang, Martin	81	TS	SAS	Min	67	30	41.13	0.8996	42.1473	35.12%
55	Ahveldt, Triin	60	TS	SAS	Min	77	10	74.81	0.8956	41.9599	34.97%
56	Melles, Mart	17	TS	SAS	Min	70	40	35.39	0.8477	39.7158	33.10%
57	Kuuskmäe, Tiit	43	TS	SAS	Min	70	0	82.67	0.8467	39.6689	33.06%
58	Nugis, Lembit	36	TS	SAS	Min	79	10	83.18	0.8295	38.8631	32.39%
59	Vahar, Jaan		T762	SAS	Min	64	20	55.51	0.7926	37.1343	30.95%
60	Pops, Janno	51	TS	SAS	Min	68	20	73.42	0.6538	30.6313	25.53%
61	Peterson, Kati Elisabeth	57	TS	SAS	Min	72	0	115.69	0.6224	29.1602	24.30%

62	Rooni, Kaspar	47	TS	SAS	Min	60	20	66.20	0.6042	28.3075	23.59%
63	Botškarjov, Vjatšeslav	66	TS	SAS	Min	51	30	49.13	0.4274	20.0242	16.69%
64	Nahk, Anne Mai	56	TS	SAS	Min	53	30	72.92	0.3154	14.7769	12.31%
65	Wolff, Marius	84	TS	SAS	Min	53	50	41.36	0.0725	3.3967	2.83%
66	Männiste, Jaago	4	TS	SAS	Min	11	100	37.37	0.0000	0.0000	0.00%
67	Kadarik, Kalle	16	T762	SAS	Min	47	50	44.54	0.0000	0.0000	0.00%
68	Veeroja, Meelis	44	TS	SAS	Min	55	60	44.67	0.0000	0.0000	0.00%
69	Palling, Oliver	54	TS	SAS	Min	33	50	52.49	0.0000	0.0000	0.00%

Stage Results - Standard

Place	Name	No.	Class	Div	PF	Points	Pen	Time	Hit Factor	Stage Pts	Stage %
1	Eelmets, Mikk	22	SK	S	Min	88	0	30.02	2.9314	120.0000	100.00%

Generated by PractiScore 2.3.7+309 iPhone 26.4.1 at Apr 19, 2026 20:14

Jüriöö KV 2026 - Stage 5 - 2026-04-18



Jüriöö karikavõistlus
2026
- KL Tallinna malev -

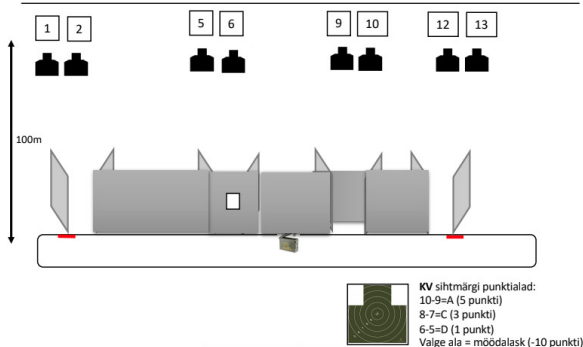


KAITSELIIT

Laskeharjutus 5

100M VASAK

Relva tüüp	AUTOMAAT
Sihhtmärgid	8 KV märk 4 (elektronilised)
Laskude arv	16
Aeg	Piiraeq 120 sekundit
Maksimum punktid	80
Start	Helisignaali
Karistused	Vastavalt praktilise-laskmise reegiraamatule.
Valmisoleku asend	Seistes märgitud kohas paremal või vasakul. Automaat käes, laetud. Kõik kasutatavad salved laetud 20 padrunita. Lisasalved määratud kohas laskemoonatsingis.
Protseduur	Peale stardisignaali lase märgid nagu need nähtavaks saavad. KV märgist loetakse 2 parimat tabamust. Harjutuse läbimise piiraeq on 120 sekundit . Peale seda aega laskur peatatakse ja punktid sisestatakse vastavalt lastud tulemusele. Igast laskmata jäänud sihtmärgist arvestatakse möödalasud vastavalt märgile määratud tabamuste arvule ja 1 protseduuriline karistus.
Ohutusnurgad	Ohutusnurgad 180° liiguvad laskuriga kaasa.



Stage Results - Open

Place	Name	No.	Class	Div	PF	Points	Pen	Time	Hit Factor	Stage Pts	Stage %
1	Kirsipuu, Sven	77	AK	O	Min	74	0	37.39	1.9791	80.0000	100.00%
2	Abel, Kalvi	78	AK	O	Min	66	0	35.42	1.8634	75.3231	94.15%
3	Kalf, Andres	79	AK	O	Min	74	0	50.13	1.4762	59.6716	74.59%
4	Ivanõtsev, Sergei	35	AK	O	Min	66	0	57.21	1.1536	46.6313	58.29%
5	Raukas, Fred	59	AK	O	Min	66	0	64.48	1.0236	41.3764	51.72%
6	Rooni, Ülari	50	AK	O	Min	65	10	85.21	0.6455	26.0927	32.62%
7	Vider, Heiki	21	AK	O	Min	48	20	49.95	0.5606	22.6608	28.33%
8	Maalma, Tõnu	34	AK	O	Min	46	20	80.92	0.3213	12.9877	16.23%
9	Kibena, Tõnu	48	AK	O	Min	42	20	69.59	0.3161	12.7775	15.97%

Stage Results - Semi Auto Open

Place	Name	No.	Class	Div	PF	Points	Pen	Time	Hit Factor	Stage Pts	Stage %
1	Toodu, Hannes	9	TA	SAO	Min	72	0	57.05	1.2621	80.0000	100.00%
2	Rätsepp, Kristijan	7	TA	SAO	Min	68	0	59.15	1.1496	72.8690	91.09%
3	Mäesalu, Meelis	10	TA	SAO	Min	66	0	67.20	0.9821	62.2518	77.81%
4	Orgma, Marko	5	TA	SAO	Min	58	20	45.29	0.8390	53.1812	66.48%
5	Raadik, Taavi	8	TA	SAO	Min	62	20	52.92	0.7937	50.3098	62.89%
6	Riiberk, Aadu	12	TA	SAO	Min	48	0	63.51	0.7558	47.9075	59.88%
7	Anniste, Allan	49	TA	SAO	Min	62	0	101.37	0.6116	38.7671	48.46%
8	Otti, Allan	13	TA	SAO	Min	43	30	50.98	0.2550	16.1635	20.20%

Stage Results - Semi Auto Standard

Place	Name	No.	Class	Div	PF	Points	Pen	Time	Hit Factor	Stage Pts	Stage %
1	Paate, Kalev	27	TS	SAS	Min	58	0	51.91	1.1173	80.0000	100.00%
2	Poltimäe, Rivo	18	TS	SAS	Min	66	0	59.67	1.1061	79.1981	99.00%
3	Mitrofanov, Peeter	2	TS	SAS	Min	64	0	58.83	1.0879	77.8949	97.37%

4	Eesmaa, Allar	73	TS	SAS	Min	65	10	52.41	1.0494	75.1383	93.92%
5	Vilba, Hannes	82	TS	SAS	Min	56	0	53.96	1.0378	74.3077	92.88%
6	Kaljuvee, Kalmer	45	TS	SAS	Min	70	0	69.01	1.0143	72.6251	90.78%
7	Zirk, Rivo	69	TS	SAS	Min	60	0	59.83	1.0028	71.8017	89.75%
8	Männiste, Jaago	4	TS	SAS	Min	65	10	61.80	0.8900	63.7251	79.66%
9	Leinbock, Juss	31	T762	SAS	Min	52	0	58.70	0.8859	63.4315	79.29%
10	Park, Veiko	19	TS	SAS	Min	52	0	60.54	0.8589	61.4983	76.87%
11	Kala, Jaanus	83	TS	SAS	Min	68	0	79.41	0.8563	61.3121	76.64%
12	Roos, Jaanus	24	TS	SAS	Min	55	10	53.54	0.8405	60.1808	75.23%
13	Männi, Risto	32	T762	SAS	Min	68	0	82.19	0.8274	59.2428	74.05%
14	Raba, Marko	1	TS	SAS	Min	61	10	61.92	0.8236	58.9707	73.71%
15	Valge, Arne	26	TS	SAS	Min	49	10	48.18	0.8095	57.9612	72.45%
16	Piisang, Martin	81	TS	SAS	Min	62	20	52.31	0.8029	57.4886	71.86%
17	Roos, Indrek	23	T762	SAS	Min	70	0	87.50	0.8000	57.2809	71.60%
18	Marrandi, Viljo	42	TS	SAS	Min	68	0	87.64	0.7759	55.5554	69.44%
19	Tomingas, Kalle	40	TS	SAS	Min	68	0	90.60	0.7506	53.7438	67.18%
20	Pops, Janno	51	TS	SAS	Min	52	0	71.27	0.7296	52.2402	65.30%
21	Erk, Raul	86	T762	SAS	Min	48	0	66.54	0.7214	51.6531	64.57%
22	Kalvik, Vallo	14	TS	SAS	Min	65	10	77.51	0.7096	50.8082	63.51%
23	Russi, Raimond	71	TS	SAS	Min	70	0	100.02	0.6999	50.1137	62.64%
24	Unt, Meelis	74	TS	SAS	Min	50	20	44.37	0.6761	48.4096	60.51%
25	Rutnik, Rait	28	TS	SAS	Min	62	20	62.25	0.6747	48.3093	60.39%
26	Lehtpuu, Meelis	38	TS	SAS	Min	54	0	88.59	0.6095	43.6409	54.55%
27	Botškarjov, Vjatšeslav	66	TS	SAS	Min	48	0	80.14	0.5990	42.8891	53.61%
28	Reitsnik, Reimo	72	TS	SAS	Min	59	10	83.81	0.5847	41.8652	52.33%
29	Mürsepp, Aimar	64	TS	SAS	Min	51	10	75.99	0.5395	38.6288	48.29%
30	Mäll, Süüne	29	TS	SAS	Min	53	10	80.85	0.5318	38.0775	47.60%
31	Altmäe, Argo	76	TS	SAS	Min	56	20	73.28	0.4913	35.1777	43.97%
32	Virunurm, Veiko	20	T762	SAS	Min	53	10	88.77	0.4844	34.6836	43.35%
33	Piipuu, Ardo	89	TS	SAS	Min	55	10	94.10	0.4782	34.2397	42.80%
34	Merivald, Kardo	85	TS	SAS	Min	52	20	74.69	0.4284	30.6739	38.34%
35	Kuuskmäe, Tiit	43	TS	SAS	Min	54	20	80.16	0.4242	30.3732	37.97%
36	Kröönström, Katre	55	TS	SAS	Min	58	20	94.19	0.4034	28.8839	36.10%
37	Palling, Oliver	54	TS	SAS	Min	37	10	68.74	0.3928	28.1249	35.16%
38	Russi, Matis	63	TS	SAS	Min	44	20	62.68	0.3829	27.4161	34.27%
39	Pölluste, Hando	80	TS	SAS	Min	58	20	103.04	0.3688	26.4065	33.01%
40	Nugis, Lembit	36	TS	SAS	Min	48	20	86.75	0.3228	23.1129	28.89%
41	Heiste, Heldur	15	T762	SAS	Min	40	20	63.67	0.3141	22.4899	28.11%
42	Ahveldt, Triin	60	TS	SAS	Min	52	20	120.00	0.2667	19.0960	23.87%
43	Tallermann, Ivar	33	T762	SAS	Min	47	30	67.77	0.2508	17.9576	22.45%
44	Erm, Jaanus	3	TS	SAS	Min	56	40	67.04	0.2387	17.0912	21.36%
45	Gussev, Aleksei	70	TS	SAS	Min	52	40	70.16	0.1710	12.2438	15.30%
46	Kadarik, Kalle	16	T762	SAS	Min	50	40	71.23	0.1404	10.0528	12.57%
47	Veeroja, Meelis	44	TS	SAS	Min	41	30	79.79	0.1379	9.8738	12.34%
48	Rea, Andres	39	TS	SAS	Min	48	40	68.36	0.1170	8.3773	10.47%
49	Nahk, Anne Mai	56	TS	SAS	Min	41	30	94.37	0.1166	8.3487	10.44%
50	Vahar, Jaan		T762	SAS	Min	49	40	90.13	0.0999	7.1530	8.94%
51	Wolff, Marius	84	TS	SAS	Min	44	40	90.55	0.0442	3.1648	3.96%
52	Tinno, Alari	53	TS	SAS	Min	22	20	88.94	0.0225	1.6110	2.01%
53	Leinbock, Tambet	30	T762	SAS	Min	38	40	52.18	0.0000	0.0000	0.00%
54	Koppelmann, Edik	58	TS	SAS	Min	9	110	53.62	0.0000	0.0000	0.00%
55	Aarne, Janis	68	T762	SAS	Min	30	40	58.15	0.0000	0.0000	0.00%
56	Kägo, Egon	67	TS	SAS	Min	22	60	61.39	0.0000	0.0000	0.00%
57	Naumanis, Erki	62	TS	SAS	Min	34	60	66.13	0.0000	0.0000	0.00%
58	Roos, Toomas	25	T762	SAS	Min	41	50	68.86	0.0000	0.0000	0.00%
59	Sikk, Roland	65	TS	SAS	Min	40	40	75.59	0.0000	0.0000	0.00%
60	Aus, Rainer	61	TS	SAS	Min	26	40	75.64	0.0000	0.0000	0.00%
61	Rajaste, Ranno	90	TS	SAS	Min	34	60	76.58	0.0000	0.0000	0.00%

62	Raavel, Martti	41	TS	SAS	Min	40	40	78.94	0.0000	0.0000	0.00%
63	Pikma, Paul	88	TS	SAS	Min	30	80	79.74	0.0000	0.0000	0.00%
64	Melles, Mart	17	TS	SAS	Min	12	120	87.34	0.0000	0.0000	0.00%
65	Vaher, Urmas	46	TS	SAS	Min	22	60	99.10	0.0000	0.0000	0.00%
66	Laid, Lembitu	52	TS	SAS	Min	25	70	99.28	0.0000	0.0000	0.00%
67	Rooni, Kaspar	47	TS	SAS	Min	40	40	106.06	0.0000	0.0000	0.00%
68	Lehtmets, Priit	87	TS	SAS	Min	30	80	111.11	0.0000	0.0000	0.00%
69	Peterson, Kati Elisabeth	57	TS	SAS	Min	30	80	120.00	0.0000	0.0000	0.00%

Stage Results - Standard

Place	Name	No.	Class	Div	PF	Points	Pen	Time	Hit Factor	Stage Pts	Stage %
1	Eelmets, Mikk	22	SK	S	Min	66	0	57.86	1.1407	80.0000	100.00%

Generated by PractiScore 2.3.7+309 iPhone 26.4.1 at Apr 19, 2026 20:15

Jüriöö KV 2026 - Stage 6 - 2026-04-18



Jüriöö karikavõistlus
2026
- KL Tallinna malev -




KAITSELIIT

Laskeharjutus 6

100m PAREM – AUTOMAATVINTPÜSS

Relva tüüp	AUTOMAATVINTPÜSS
Sihtmärgid	2 KV metallmärki
Laskude arv	Automaat 10, Vintpüss 2
Aeg	Piiraeq 150 sekundit
Maksimum punktid	80
Start	Helisignaali
Karistused	Vastavalt praktilikalaskmise reegliraamatule.
Valmisoleku asend	Seises määratud kohas S , automaat ja vintpüss määratud kohas, salv kinnitatud, padrunipesa tühi. Vintpüssi salves 5 padrunit.
Protseduur	Peale stardisignaali võta kaasa laskemoona kastid ja liigu laskealasse A . Lase automaadist alast A metallmärki kaks tabamust, aseta automaat oma kohale, võta laskemoona kastid ja liigu ümber lähtepositsiooni S tagasi laskealasse A . Peale viite kordust (10 tabamust) liigu alasse B . Lase vintpüssiga alast B metallmärki kaks tabamust. Harjutuse läbimise piiraeq on 150 sekundit . Peale seda aega laskur peatatakse ja punktid sisestatakse vastavalt lastud tulemusele. Igast laskmata jäänud metallmärgist arvestatakse 2 möödalasku ja 1 protseduuriline karistus.
Ohutusnurgad	Ohutusnurgad 180° liiguvad laskuriga kaasa.



Stage Results - Open

Place	Name	No.	Class	Div	PF	Points	Pen	Time	Hit Factor	Stage Pts	Stage %
1	Ivanõitsev, Sergei	35	AK	O	Min	60	0	108.61	0.5524	60.0000	100.00%
2	Kalf, Andres	79	AK	O	Min	60	0	113.23	0.5299	57.5561	95.93%
3	Raukas, Fred	59	AK	O	Min	60	0	119.53	0.5020	54.5257	90.88%
4	Abel, Kalvi	78	AK	O	Min	60	0	121.08	0.4955	53.8197	89.70%
5	Kirsipuu, Sven	77	AK	O	Min	60	0	127.86	0.4693	50.9739	84.96%
6	Maalma, Tõnu	34	AK	O	Min	60	0	140.68	0.4265	46.3251	77.21%
7	Kibena, Tõnu	48	AK	O	Min	60	0	145.55	0.4122	44.7719	74.62%
8	Rooni, Ülari	50	AK	O	Min	60	0	149.47	0.4014	43.5988	72.66%
9	Vider, Heiki	21	AK	O	Min	55	10	150.00	0.3000	32.5851	54.31%

Stage Results - Semi Auto Open

Place	Name	No.	Class	Div	PF	Points	Pen	Time	Hit Factor	Stage Pts	Stage %
1	Orgma, Marko	5	TA	SAO	Min	60	0	100.21	0.5987	60.0000	100.00%
2	Toodu, Hannes	9	TA	SAO	Min	60	0	103.66	0.5788	58.0057	96.68%
3	Raadik, Taavi	8	TA	SAO	Min	60	0	116.28	0.5160	51.7120	86.19%
4	Rätsepp, Kristijan	7	TA	SAO	Min	60	0	133.12	0.4507	45.1679	75.28%
5	Anniste, Allan	49	TA	SAO	Min	60	0	142.25	0.4218	42.2716	70.45%
6	Mäesalu, Meelis	10	TA	SAO	Min	50	20	150.00	0.2000	20.0434	33.41%
7	Otti, Allan	13	TA	SAO	Min	50	20	150.00	0.2000	20.0434	33.41%
8	Riiberk, Aadu	12	TA	SAO	Min	50	20	150.00	0.2000	20.0434	33.41%

Stage Results - Semi Auto Standard

Place	Name	No.	Class	Div	PF	Points	Pen	Time	Hit Factor	Stage Pts	Stage %
1	Valge, Arne	26	TS	SAS	Min	60	0	92.54	0.6484	60.0000	100.00%
2	Roos, Jaanus	24	TS	SAS	Min	60	0	94.18	0.6371	58.9543	98.26%
3	Unt, Meelis	74	TS	SAS	Min	60	0	97.39	0.6161	57.0111	95.02%

4	Kala, Jaanus	83	TS	SAS	Min	60	0	97.82	0.6134	56.7613	94.60%
5	Paate, Kalev	27	TS	SAS	Min	60	0	104.56	0.5738	53.0969	88.49%
6	Eesmaa, Allar	73	TS	SAS	Min	60	0	105.96	0.5663	52.4028	87.34%
7	Vilba, Hannes	82	TS	SAS	Min	60	0	107.24	0.5595	51.7736	86.29%
8	Roos, Indrek	23	T762	SAS	Min	60	0	107.45	0.5584	51.6718	86.12%
9	Roos, Toomas	25	T762	SAS	Min	60	0	111.60	0.5376	49.7471	82.91%
10	Aarne, Janis	68	T762	SAS	Min	60	0	111.72	0.5371	49.7008	82.83%
11	Leinbock, Tambet	30	T762	SAS	Min	60	0	112.47	0.5335	49.3677	82.28%
12	Raba, Marko	1	TS	SAS	Min	60	0	113.49	0.5287	48.9235	81.54%
13	Poltimäe, Rivo	18	TS	SAS	Min	60	0	114.86	0.5224	48.3405	80.57%
14	Palling, Oliver	54	TS	SAS	Min	60	0	116.33	0.5158	47.7298	79.55%
15	Rea, Andres	39	TS	SAS	Min	60	0	116.38	0.5156	47.7113	79.52%
16	Piisang, Martin	81	TS	SAS	Min	60	0	118.95	0.5044	46.6749	77.79%
17	Piipuu, Ardo	89	TS	SAS	Min	60	0	120.00	0.5000	46.2677	77.11%
18	Mitrofanov, Peeter	2	TS	SAS	Min	60	0	124.74	0.4810	44.5096	74.18%
19	Aus, Rainer	61	TS	SAS	Min	60	0	125.86	0.4767	44.1117	73.52%
20	Erm, Jaanus	3	TS	SAS	Min	60	0	127.90	0.4691	43.4084	72.35%
21	Koppelmann, Edik	58	TS	SAS	Min	60	0	128.79	0.4659	43.1123	71.85%
22	Tallermann, Ivar	33	T762	SAS	Min	60	0	131.11	0.4576	42.3442	70.57%
23	Tomingas, Kalle	40	TS	SAS	Min	60	0	133.84	0.4483	41.4837	69.14%
24	Leinbock, Juss	31	T762	SAS	Min	60	0	134.23	0.4470	41.3634	68.94%
25	Rutnik, Rait	28	TS	SAS	Min	60	0	137.59	0.4361	40.3547	67.26%
26	Botškarjov, Vjatšeslav	66	TS	SAS	Min	60	0	139.28	0.4308	39.8643	66.44%
27	Melles, Mart	17	TS	SAS	Min	60	0	140.10	0.4283	39.6329	66.05%
28	Altmäe, Argo	76	TS	SAS	Min	60	0	141.45	0.4242	39.2535	65.42%
29	Park, Veiko	19	TS	SAS	Min	60	0	141.90	0.4228	39.1240	65.21%
30	Laid, Lembitu	52	TS	SAS	Min	60	0	142.44	0.4212	38.9759	64.96%
31	Virunurm, Veiko	20	T762	SAS	Min	60	0	144.66	0.4148	38.3837	63.97%
32	Reitsnik, Reimo	72	TS	SAS	Min	60	0	146.21	0.4104	37.9766	63.29%
33	Raavel, Martti	41	TS	SAS	Min	60	0	146.98	0.4082	37.7730	62.95%
34	Kalvik, Vallo	14	TS	SAS	Min	55	10	150.00	0.3000	27.7606	46.27%
35	Kuuskmäe, Tiit	43	TS	SAS	Min	55	10	150.00	0.3000	27.7606	46.27%
36	Lehtpuu, Meelis	38	TS	SAS	Min	55	10	150.00	0.3000	27.7606	46.27%
37	Marrandi, Viljo	42	TS	SAS	Min	55	10	150.00	0.3000	27.7606	46.27%
38	Männiste, Jaago	4	TS	SAS	Min	55	10	150.00	0.3000	27.7606	46.27%
39	Müürsepp, Aimar	64	TS	SAS	Min	55	10	150.00	0.3000	27.7606	46.27%
40	Naumanis, Erki	62	TS	SAS	Min	55	10	150.00	0.3000	27.7606	46.27%
41	Russi, Matis	63	TS	SAS	Min	55	10	150.00	0.3000	27.7606	46.27%
42	Russi, Raimond	71	TS	SAS	Min	55	10	150.00	0.3000	27.7606	46.27%
43	Sikk, Roland	65	TS	SAS	Min	55	10	150.00	0.3000	27.7606	46.27%
44	Tinno, Alari	53	TS	SAS	Min	55	10	150.00	0.3000	27.7606	46.27%
45	Kaljuvee, Kalmer	45	TS	SAS	Min	55	20	150.00	0.2333	21.5885	35.98%
46	Heiste, Heldur	15	T762	SAS	Min	50	20	140.00	0.2143	19.8304	33.05%
47	Kägo, Egon	67	TS	SAS	Min	50	20	150.00	0.2000	18.5071	30.85%
48	Nugis, Lembit	36	TS	SAS	Min	50	20	150.00	0.2000	18.5071	30.85%
49	Pölluste, Hando	80	TS	SAS	Min	50	20	150.00	0.2000	18.5071	30.85%
50	Kadarik, Kalle	16	T762	SAS	Min	50	30	150.00	0.1333	12.3350	20.56%
51	Merivald, Kardo	85	TS	SAS	Min	50	30	150.00	0.1333	12.3350	20.56%
52	Mäll, Süüne	29	TS	SAS	Min	50	30	150.00	0.1333	12.3350	20.56%
53	Männi, Risto	32	T762	SAS	Min	50	30	150.00	0.1333	12.3350	20.56%
54	Nahk, Anne Mai	56	TS	SAS	Min	50	30	150.00	0.1333	12.3350	20.56%
55	Pikma, Paul	88	TS	SAS	Min	50	30	150.00	0.1333	12.3350	20.56%
56	Pops, Janno	51	TS	SAS	Min	50	30	150.00	0.1333	12.3350	20.56%
57	Rajaste, Ranno	90	TS	SAS	Min	50	30	150.00	0.1333	12.3350	20.56%
58	Vahar, Jaan		T762	SAS	Min	50	30	150.00	0.1333	12.3350	20.56%
59	Veeroja, Meelis	44	TS	SAS	Min	50	30	150.00	0.1333	12.3350	20.56%
60	Zirk, Rivo	69	TS	SAS	Min	50	30	150.00	0.1333	12.3350	20.56%
61	Lehtmets, Priit	87	TS	SAS	Min	45	40	150.00	0.0333	3.0814	5.14%

62	Ahveldt, Triin	60	TS	SAS	Min	40	50	150.00	0.0000	0.0000	0.00%
63	Erk, Raul	86	T762	SAS	Min	35	60	150.00	0.0000	0.0000	0.00%
64	Gussev, Aleksei	70	TS	SAS	Min	30	70	150.00	0.0000	0.0000	0.00%
65	Kröönström, Katre	55	TS	SAS	Min	40	50	150.00	0.0000	0.0000	0.00%
66	Peterson, Kati Elisabeth	57	TS	SAS	Min	40	50	150.00	0.0000	0.0000	0.00%
67	Rooni, Kaspar	47	TS	SAS	Min	10	110	150.00	0.0000	0.0000	0.00%
68	Vaher, Urmas	46	TS	SAS	Min	40	50	150.00	0.0000	0.0000	0.00%
69	Wolff, Marius	84	TS	SAS	Min	40	50	150.00	0.0000	0.0000	0.00%

Stage Results - Standard

Place	Name	No.	Class	Div	PF	Points	Pen	Time	Hit Factor	Stage Pts	Stage %
1	Eelmets, Mikk	22	SK	S	Min	60	0	95.76	0.6266	60.0000	100.00%

Generated by PractiScore 2.3.7+309 iPhone 26.4.1 at Apr 19, 2026 20:15